



GUJCOT TRADE ASSOCIATION

MONTHLY PRESSING REPORT Mar-2024

Dear All Cotton Friends,

Gujcot has collected pressing figures from all ginners and compiled data to serve whole trade. In this mission we get valuable support from many of our trade personalities. We Gujcot team is very thankful to all helping hands, who worked directly or indirectly, with their valuable support, we are able to put real time pressing figures. We thank all Gujarat Ginners for their cooperating with Gujcot team to share their pressing figures. We hope the whole Textile value Chain will be benefitted by these data and will help us in future to achieve our goal to serve our cotton trade.

Report Sponsors:

Click on Sponsor's Logo to visit Sponsor's Website



Axita Cotton Limited



GUJARAT COTTON
CORPORATION



GUJCOT TRADE ASSOCIATION

MONTHLY PRESSING REPORT Mar-2024

Summary

Gujarat Pressing as on 31st March 2024

- **Cumulative Pressing in 170 Kg Bales**

Total Pressing 68,02,320 Bales.

Shankar 6 66,51,325 Bales

V-797 1,50,994 Bales

- **Cumulative Pressing in Running Bales**

Total Pressing 71,38,237 Bales.

Shankar 69,79,786 Bales

V-797 1,58,451 Bales

- **Monthly Pressing in 170 kg Bales**

Total Pressing 8,33,955 Bales

Shankar-6 7,44,711 Bales

V-797 89,244 Bales

Average pressing per day 26,902 Bales

- **Monthly Pressing in Running Bales**

Total Pressing 8,75,138 Bales

Shankar-6 7,81,487 Bales

V-797 93,651 Bales.

Average pressing per day 28,230 Bales

- **Active Ginning Factories during the month**

Saurashtra 320

North Gujarat 138

Main Line 20

Kutch 9



GUJCOT TRADE ASSOCIATION

MONTHLY PRESSING REPORT

Mar-2024

Gujcot Trade Association						
Gujarat Pressing Summary 31-Mar-2024						
2023-24	CUMULATIVE PRESSING (IN 170 Kgs)					
	Mar-23	Feb-24	Mar-24	M/M Change (In Bales)	Y/Y Change (In Bales)	Y/Y Change (In %)
Shankar 6						
Saurashtra	33,63,454	37,31,890	42,46,487	5,14,597	8,83,032	26.25%
North Gujarat	14,32,789	15,54,461	17,20,246	1,65,785	2,87,457	20.06%
Main Line	4,00,807	4,51,688	4,91,718	40,029	90,911	22.68%
Kutch	1,87,672	1,68,575	1,92,875	24,300	5,203	2.77%
Total	53,84,723	59,06,614	66,51,325	7,44,711	12,66,603	23.52%
V-797	1,33,731	61,751	1,50,994	89,244	17,263	12.91%
Total	55,18,454	59,68,365	68,02,320	8,33,955	12,83,866	23.26%
Remark : Daily Pressing Average 28,230 RB - 26,902 170 Kg Bales						

Pressing in Running Bales						
Zone	As On 31-Mar-2024 (Cumulative)			During Mar 2024 (Monthly)		
	Shankar-6	V 797	Total	Shankar-6	V 797	Total
Saurashtra	44,56,190	4,000	44,60,190	5,40,009	2,100	5,42,109
North Gujarat	18,05,196	1,54,451	19,59,647	1,73,972	91,551	2,65,523
Main Line	5,16,000		5,16,000	42,006		42,006
Kutch	2,02,400		2,02,400	25,500		25,500
Total	69,79,786	1,58,451	71,38,237	7,81,487	93,651	8,75,138

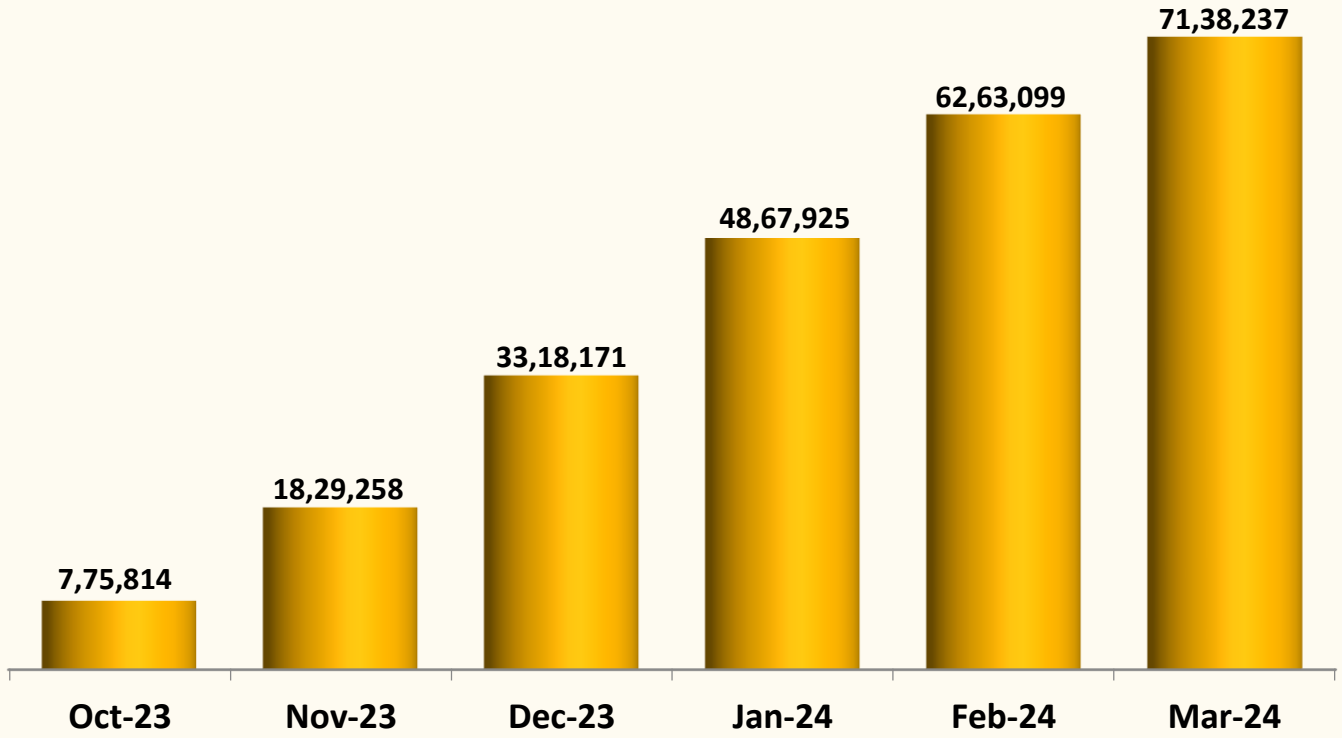
Season	Till March Pressing					Final Pressing	Arrival Percentage	
	Saurashtra	North Gujarat	Main Line	Kutch	Total			
2018-19	41,31,132	24,59,017	4,79,530	2,72,607	73,42,286	90,49,293	81.14%	Final
2019-20	40,06,592	21,64,104	5,27,076	2,23,212	69,20,983	96,45,708	71.75%	Final
2020-21	49,64,544	24,85,108	4,74,091	2,11,920	81,35,663	90,02,326	90.37%	Final
2021-22	42,06,878	16,02,396	4,41,831	1,75,961	64,27,066	74,29,257	86.51%	Final
2022-23	33,66,409	15,63,566	4,00,807	1,87,672	55,18,454	92,61,522	59.58%	Final
2023-24	42,50,299	18,67,428	4,91,718	1,92,875	68,02,320	85,00,000	80.03%	Est.



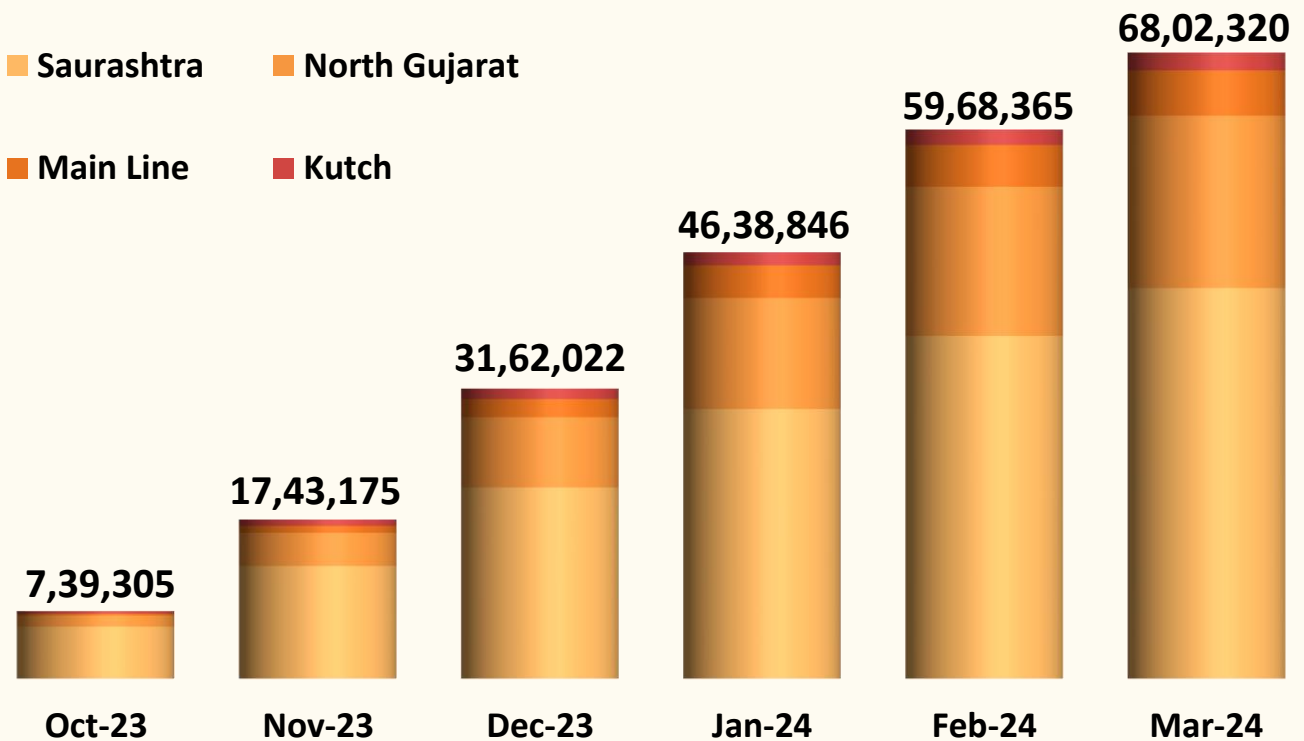
GUJCOT TRADE ASSOCIATION

MONTHLY PRESSING REPORT Mar-2024

Gujarat Cumulative Cotton Pressing Running Bales



Gujarat Cumulative Pressing In 170 Kg Bales



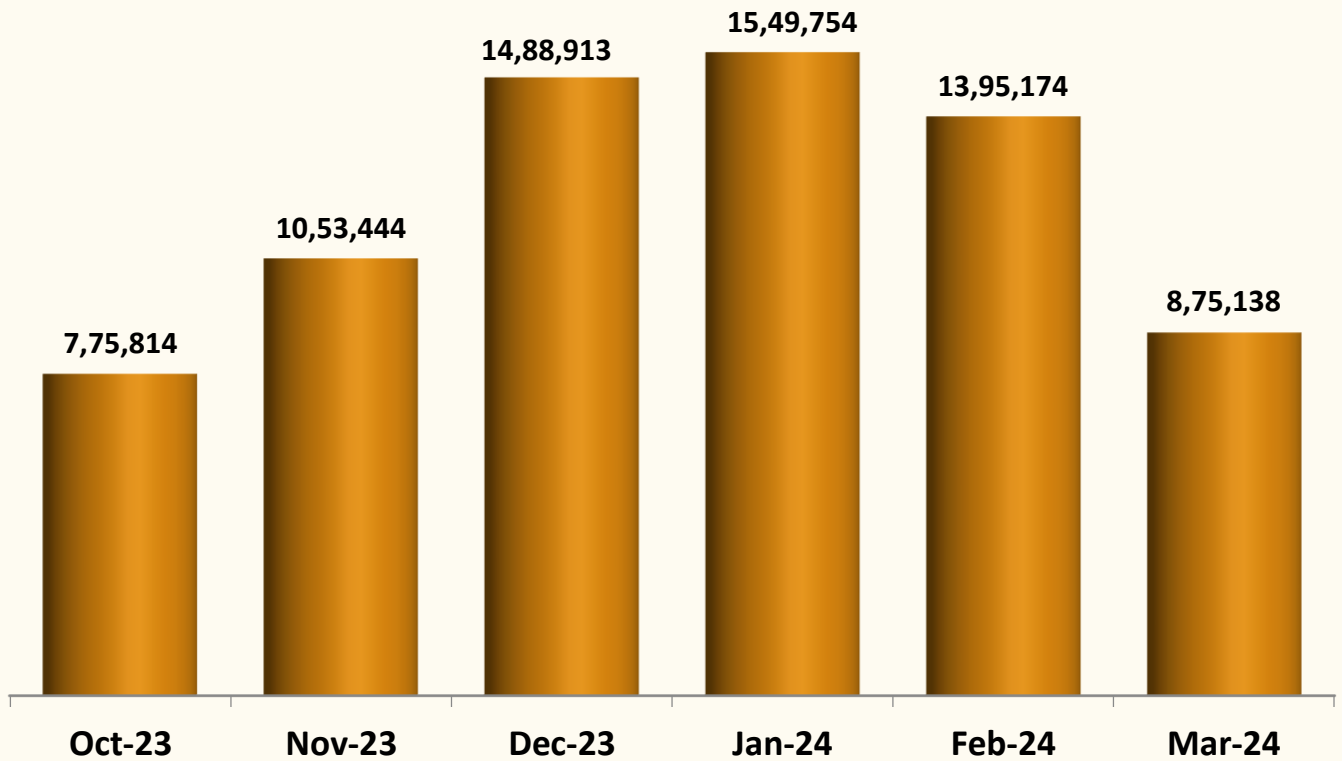
GUJARAT COTTON
CORPORATION



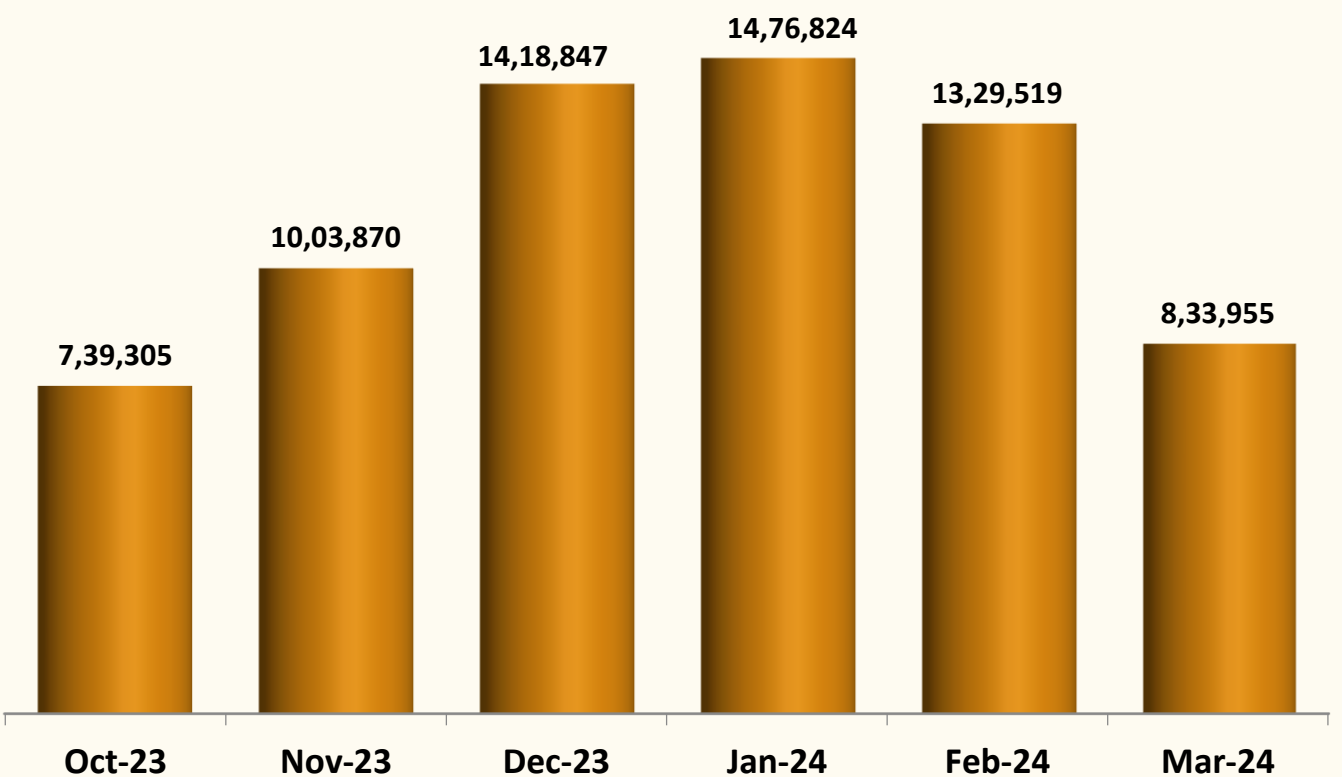
GUJCOT TRADE ASSOCIATION

MONTHLY PRESSING REPORT Mar-2024

Gujarat Monthly Cotton Pressing Running Bales



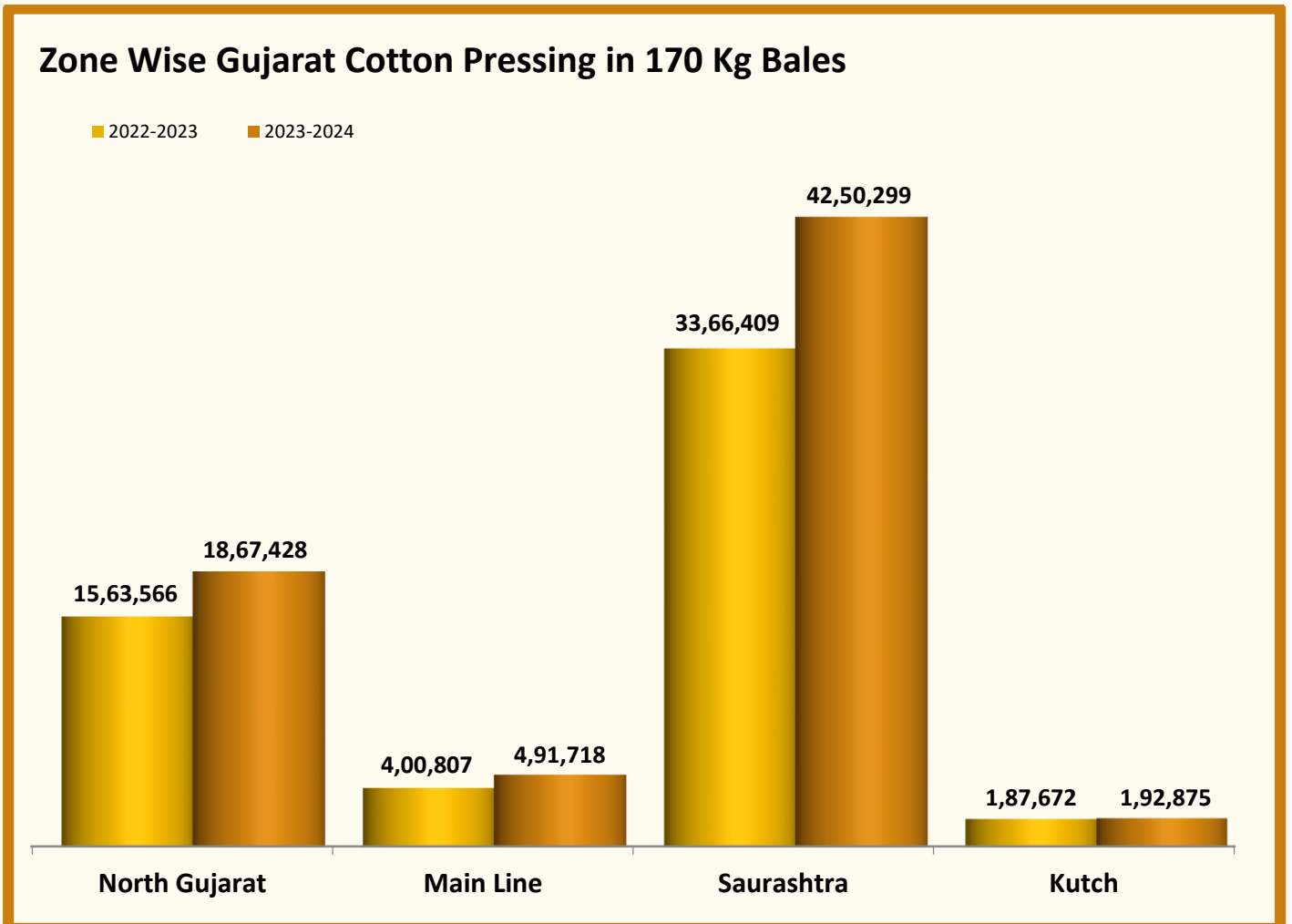
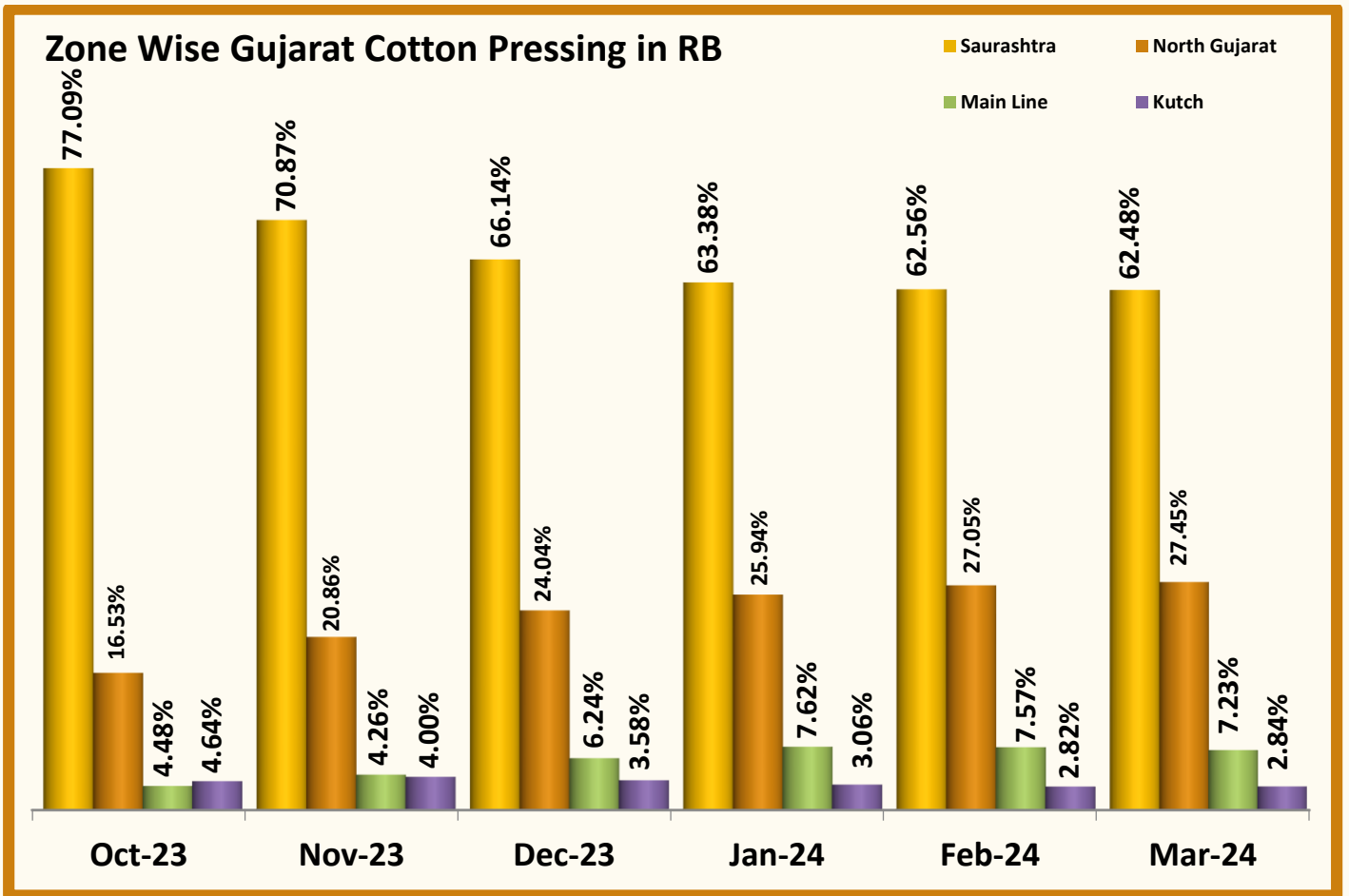
Gujarat Monthly Cotton Pressing 170 Kg Bales





GUJCOT TRADE ASSOCIATION

MONTHLY PRESSING REPORT Mar-2024





GUJCOT TRADE ASSOCIATION

MONTHLY PRESSING REPORT Mar-2024

Saurashtra

Station	Mar-23	Feb-24	Mar-24	MoM Change	YoY Change	Fact. In Operation	
						Monthly	Seasonal
Amreli	1,93,787	1,56,600	1,87,078	30,478	-6,709	17	20
Babra	1,62,300	1,60,900	1,85,045	24,145	22,745	18	24
Botad	4,28,200	4,72,950	5,47,700	74,750	1,19,500	51	52
Chotila	80,895	1,02,126	1,12,708	10,582	31,813	4	5
Chuda	31,700	20,700	23,500	2,800	-8,200	3	3
Damnagar	6,200	4,500	5,000	500	-1,200	1	1
Dhasa	2,76,050	2,61,600	2,93,500	31,900	17,450	32	39
Dhoraji-Upleta	40,700	73,926	91,060	17,134	50,360	6	7
Dhrangadhra-Halvad	2,41,900	2,73,400	2,99,530	26,130	57,630	12	14
Gariyadhar	32,500	41,000	46,500	5,500	14,000	4	5
Gondal	1,03,100	1,29,100	1,48,100	19,000	45,000	8	12
Jamkandorna	12,500	6,000	6,000		-6,500		1
Jamnagar-Falla	3,71,991	4,08,560	4,48,119	39,559	76,128	24	27
Jasdan	1,41,500	1,52,976	1,75,691	22,715	34,191	11	14
Jetpur	72,500	62,000	70,000	8,000	-2,500	3	3
Kuvadava	30,000	30,500	32,500	2,000	2,500	1	2
Lakhtar	11,000	8,700	9,700	1,000	-1,300	1	1
Limbdi	42,850	36,200	42,200	6,000	-650	4	5
Mahuva	78,139	92,991	1,05,095	12,104	26,956	13	13
Manavadar	1,98,573	2,37,346	2,77,686	40,340	79,113	29	33
Morbi	1,31,000	1,25,100	1,42,400	17,300	11,400	6	9
Palitana	7,500	11,800	12,800	1,000	5,300	1	2
Porbandar	3,000	9,000	9,000		6,000		2
Rajula	34,300	31,700	34,800	3,100	500	4	4
Savarkundala	29,000	23,700	31,200	7,500	2,200	4	4
Shapar	62,200	1,15,700	1,32,200	16,500	70,000	6	6
Surendranagar	1,35,200	1,16,000	1,31,500	15,500	-3,700	3	4
Talaja	69,990	84,900	91,400	6,500	21,410	9	13
Tankara-Neknam	2,28,500	3,30,100	3,82,700	52,600	1,54,200	22	24
Targhadi	1,01,150	96,200	1,13,300	17,100	12,150	9	9
Tramba-Sardhar	24,500	17,500	23,300	5,800	-1,200	1	1
Una	45,400	47,200	49,600	2,400	4,200	3	6
Wankaner	1,04,526	1,77,106	1,99,278	22,172	94,752	10	13
TOTAL	35,32,651	39,18,081	44,60,190	5,42,109	9,27,539	320	378



GUJCOT TRADE ASSOCIATION

MONTHLY PRESSING REPORT

Mar-2024

North Gujarat

Station	Mar-23	Feb-24	Mar-24	MoM Change	YoY Change	Fact. In Operation	
						Monthly	Seasonal
Visnagar	72,200	84,600	97,000	12,400	24,800	7	7
Vijapur-Mansa	2,60,650	2,96,600	3,19,042	22,442	58,392	18	31
Harij	1,99,577	1,71,326	2,12,699	41,373	13,122	20	20
Radhanpur	32,032	32,500	33,950	1,450	1,918	1	6
Idar-Sabarkantha	13,200	25,300	27,100	1,800	13,900	2	7
Idar-Raiya							
Himmatnagar	45,850	21,300	23,300	2,000	-22,550	2	4
Vadali-Sadatpura	16,200	32,500	32,700	200	16,500	1	5
Khedbrahma		7,450	7,450		7,450		6
Kapadwanj	42,060	33,500	35,500	2,000	-6,560	1	3
Viramgam	58,350	27,600	49,523	21,923	-8,827	9	9
Kadi	7,95,831	8,82,950	10,09,523	1,26,573	2,13,692	59	65
Mandal-Bahucharaji	33,900	13,700	37,950		4,050	4	4
Bavla	12,000	6,000	7,000	1,000	-5,000	1	1
Dholka	10,800	9,100	11,500	2,400	700	3	3
Dhandhuka	44,129	43,998	48,210	4,212	4,081	9	13
Talod	4,000	5,700	7,200	1,500	3,200	1	2
TOTAL	16,40,779	16,94,124	19,59,647	2,65,523	3,18,868	138	186



Axita Cotton Limited



GUJCOT TRADE ASSOCIATION

MONTHLY PRESSING REPORT Mar-2024

Main Line							
Station	Mar-23	Feb-24	Mar-24	MoM Change	YoY Change	Fact. In Operation	
						Monthly	Seasonal
Karjan	99,000	85,000	88,000	3,000	-11,000	1	3
Dabhoi		1,200	1,200		1,200		1
Golagamdi							
Handod	50,000	68,500	75,300	6,800	25,300	3	5
Bodeli	68,200	92,500	1,02,500	10,000	34,300	7	8
Kosindra	18,000	23,800	26,100	2,300	8,100	1	2
Pavijetpur	27,000	32,094	37,500	5,406	10,500	2	2
Kaledia	1,01,700	1,00,300	1,11,300	11,000	9,600	4	5
Palej	16,000	25,000	25,000		9,000		2
Bharuch	3,200	2,500	2,500		-700		1
Mandala	25,000	23,000	25,000	2,000		1	1
Nizar	12,500	17,000	18,500	1,500	6,000	1	1
Hansot							
Badalpur							
Sinor							
Olpad							
Valiya		2,500	2,500		2,500		1
Samlaya		600	600		600		1
TOTAL	4,20,600	4,73,994	5,16,000	42,006	95,400	20	33

Kutch							
Station	Mar-23	Feb-24	Mar-24	MoM Change	YoY Change	Fact. In Operation	
						Monthly	Seasonal
Abdasa	16,000	21,500	24,000	2,500	8,000	1	1
Anjar	1,40,790	1,17,700	1,33,400	15,700	-7,390	6	6
Bhuj	15,400	13,200	15,200	2,000	-200	1	1
Mandvi	24,750	24,500	29,800	5,300	5,050	1	1
Nakhatrana							
Rapar							
TOTAL	1,96,940	1,76,900	2,02,400	25,500	5,460	9	9





GUJCOT TRADE ASSOCIATION

MONTHLY PRESSING REPORT Mar-2024

Again Team Gujcot thanks our direct and indirect helpers.

For Data Collection

We are thankful to

Shri Manishbhai - Anjar

Shri Mukeshbhai Purohit

Nileshbhai - Manager SGA

Premjibhai - Manavadar

Kalpeshbhai - Manager

Gujcot Trade Association

For Data Verification

We are thankful to

Shri Jatinbhai - Vijapur

Shri Sujalbhai

Shri Pravinbhai

Shri Jagdishbhai Soni

Shri Chetanbhai Shree Gita Group - Morbi

Shri Kishorbhai - Talaja

Shri Jaytibhai -Botad

Once again thanks to whole Gujarat Cotton value chain for their co-operation.

For, Gujcot Trade Association

Akash Shah

[President]

For, Gujcot Trade Association

Ajay Shah

[Secretary]

Report Sponsors:

[Click on Sponsor's Logo to visit Sponsor's Website](#)



Axita Cotton Limited



GUJARAT COTTON
CORPORATION